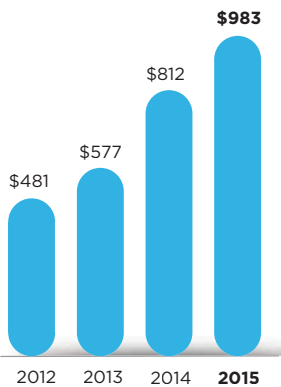


Financial Information⁽¹⁾ (US\$ millions)

Spin Master continues to grow at a faster rate than the children's entertainment industry as a whole, while generating strong profitability and significant free cash flow. Spin Master maintains a conservative capital structure that will support continued growth.

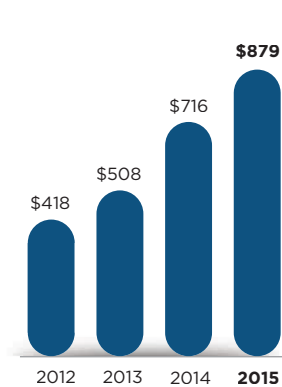
+26.9%

Gross Product Sales⁽¹⁾
CAGR 2012-2015



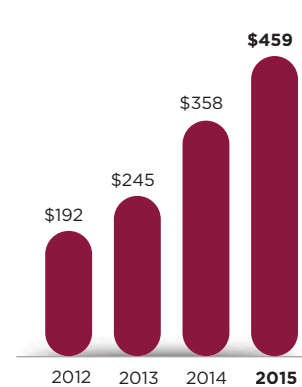
+28.1%

Revenue
CAGR 2012-2015



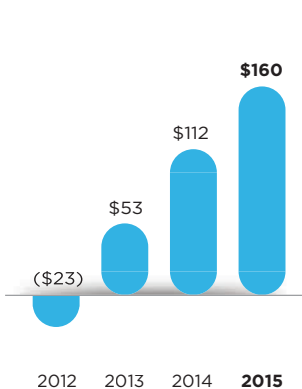
+33.7%

Gross Profit
CAGR 2012-2015



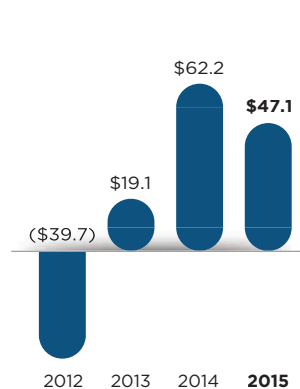
+73.7%

Adjusted EBITDA⁽¹⁾
CAGR 2013-2015



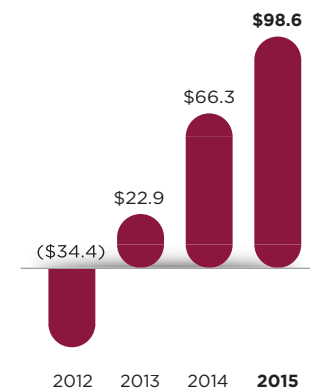
+57.0%

Net Income
CAGR 2013-2015



+107.5%

Adjusted Net Income⁽¹⁾
CAGR 2013-2015



(1) Contains Non-IFRS terms. Non-IFRS measures do not have any standardized meaning prescribed by International Financial Reporting Standards ("IFRS") and are therefore unlikely to be comparable to similar measures presented by other issuers. Please refer to the section entitled "Non-IFRS Financial Measures" in the Management Discussion and Analysis within this Annual Report for a discussion of the definition, components and uses of such non-IFRS measures, as well as a reconciliation of such non-IFRS measures to IFRS measures (where a comparable IFRS measure exists).